

AT A GLANCE

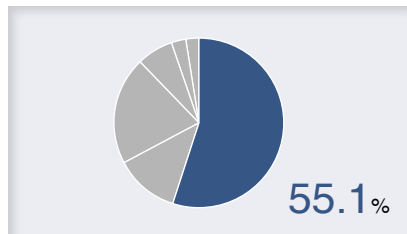
SPECIALTY STEEL



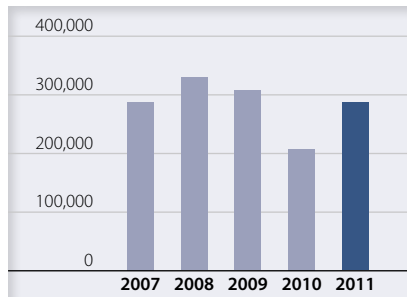
MAIN PRODUCTS

For automotive parts, industrial machinery parts, electrical machinery parts, welding, etc.

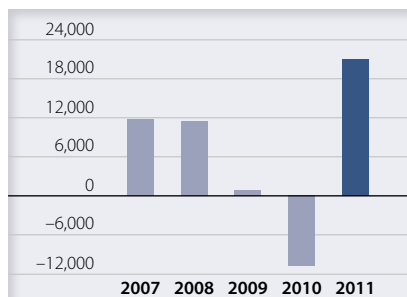
SHARE OF NET SALES (%)




NET SALES Years ended March 31 (millions of yen)



OPERATING INCOME (LOSS) Years ended March 31 (millions of yen)



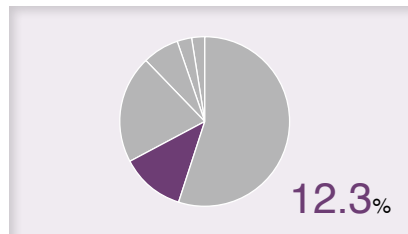
ELECTRONIC & MAGNETIC MATERIALS



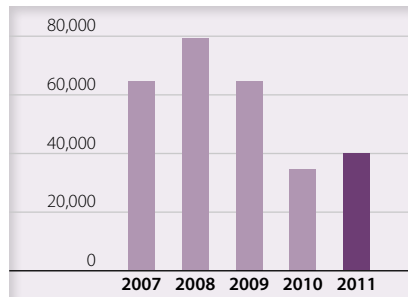
MAIN PRODUCTS

Nickel-based alloys
Electrical and electronics parts

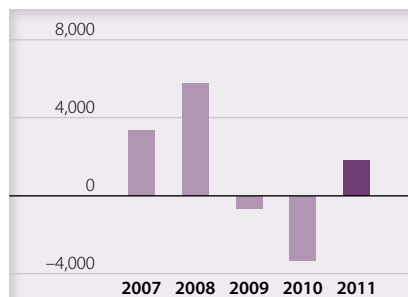
SHARE OF NET SALES (%)



NET SALES Years ended March 31 (millions of yen)



OPERATING INCOME (LOSS) Years ended March 31 (millions of yen)



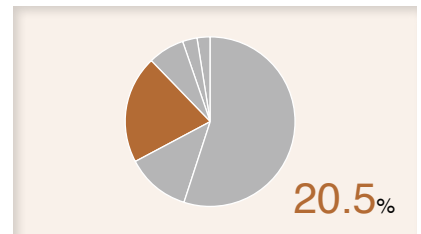
PARTS FOR AUTOMOBILE & INDUSTRIAL EQUIPMENT



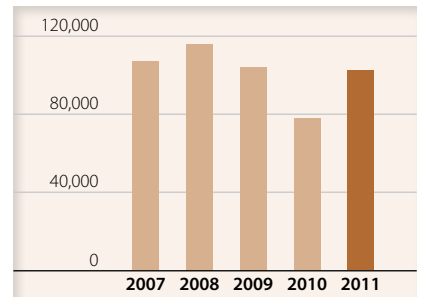
MAIN PRODUCTS

Die forging (automotive parts and drilling parts)
Precise hot forging (automotive parts and bearing races)
Welded parts (rear axle housing)
Open die forging (parts for heavy electric machines, boats and ships, spacecraft and aircraft, industrial machines, steelmaking equipment, chemical equipment, and oil drilling rigs)
Springs and band saws for lumber sawing

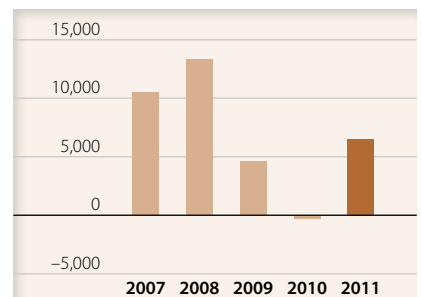
SHARE OF NET SALES (%)



NET SALES Years ended March 31 (millions of yen)



OPERATING INCOME (LOSS) Years ended March 31 (millions of yen)



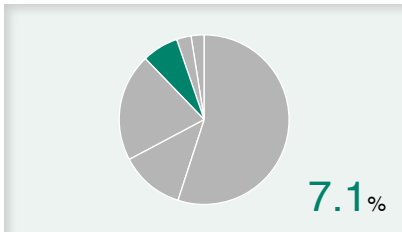
ENGINEERING



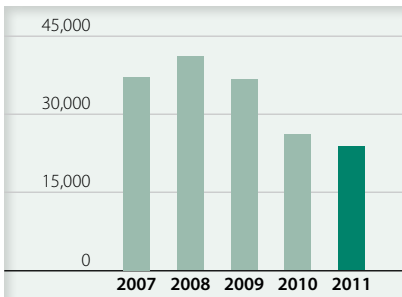
MAIN PRODUCTS

Environmental equipment (for waste treatment, water treatment and air pollution cleaning), etc.
Industrial furnaces and accessories

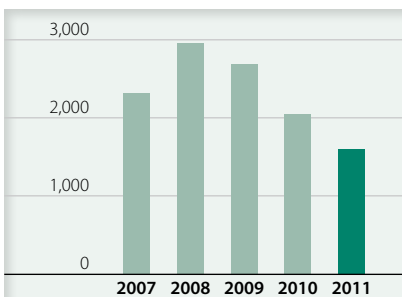
SHARE OF NET SALES (%)



NET SALES Years ended March 31 (millions of yen)



OPERATING INCOME Years ended March 31 (millions of yen)



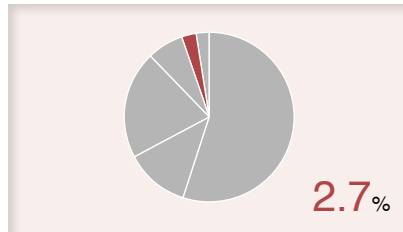
NEW MATERIALS



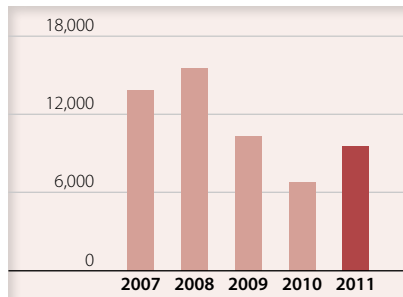
MAIN PRODUCTS

Powder metal (for automotive, mechanical, and electronics parts)
Titanium products and nickel-titanium alloys (shape-memory alloys)

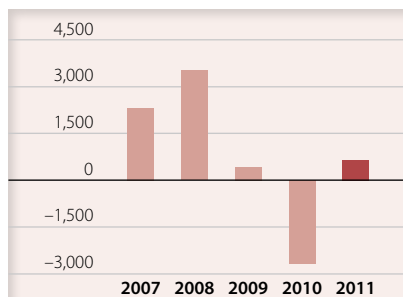
SHARE OF NET SALES (%)



NET SALES Years ended March 31 (millions of yen)



OPERATING INCOME (LOSS) Years ended March 31 (millions of yen)



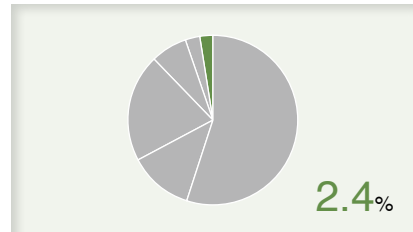
TRADING & SERVICE



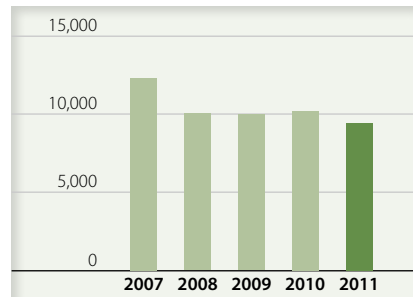
MAIN PRODUCTS

Sales of Group company products; provision of welfare services; real estate and insurance businesses; sales of information systems, etc.

SHARE OF NET SALES (%)



NET SALES Years ended March 31 (millions of yen)



OPERATING INCOME Years ended March 31 (millions of yen)

